


ASSEMBLY INSTRUCTIONS


ITEM CODE : IN 3541

ITEM DESCRIPTION : STORAGE BOX BENCH




1

Reverse the box top & place the leg as shown & align the leg to match the apron.



Twist the leg into the iron fitting slot by rotating it.


2



3



Fix the other leg in the similar way



4

Reverse the box straight. Now your storage box is ready for use.

